



TASK

wall

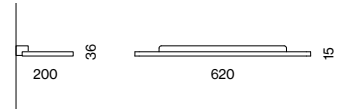
EN Rectangular housing made of aluminium with rounded edges; ultra low-profile design (only 15 mm); surface powder coated; suitable for wall mounting; direct light distribution by LGP body (Light Guiding Prism); side coupled light directed downwards by laser engraving; light control via highly reflective reflector material; indirect component with special PCBs with asymmetrical light distribution; for optimum ceiling illumination; completely homogeneous illumination; energy-efficient LEDs with very good colour rendering

FR Corps du luminaire rectangulaire en aluminium avec bords arrondis ; forme extrêm. plate (15mm seulement) ; surface thermolaquée ; convient à un montage mural ; distribution de lumière directe par LGP-Body (Light Guiding Prism) ; lumière couplée latéralement guidée vers le bas par gravure laser ; guidage lumière au moyen de matériau réflecteur hautement réfléchissant ; partie indirecte avec platines dédiées avec distribution asymétrique de la lumière ; pour une éclairage de plafond optimale ; éclairage parfaitement homogène ; LED économes en énergie à restitution de couleur élevée

Quickinfo

3000 K, 4000 K
 CRI \geq 90, 3 SDCM
 up to 125lm/W
 L90 @ 50 000h
 DALI-2
 microprismatic (UGR \leq 16)

Type



Colours



Light distribution



direct
indirect



asymmetrical ceiling
illumination

Order options

COLOUR TEMPERATURE	☼☼
3000K	0
4000K	1

CONTROL

DALI-2

MATERIAL COLOUR

- pure white RAL 9010 7
- jet black RAL 9005 8

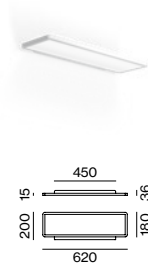
LIGHT OPTIC COVER

microprismatic (UGR ≤ 16)

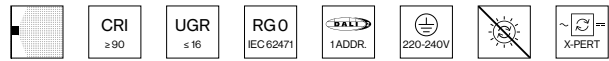
Options on request

COLOUR RENDERING INDEX

CRI ≥ 80



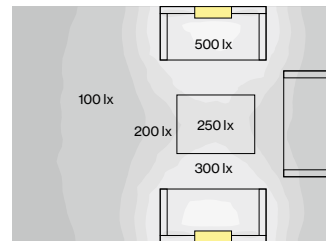
TASK wall



DIRECT/INDIRECT POWER

SYSTEM POWER	COLOUR TEMP.	LUMINOUS FLUX	ORDER CODE
46W	3000K	↓ 1850/↑ 3530lm	0 5 9 - 2 0 3 2 ☼☼ 3 Z
	4000K	↓ 1970/↑ 3760lm	

Technical data



TASK wall
46W, 4000K, direct/indirect power

ROOM VALUES

Room dimensions	5.4 × 4.0 × 2.8 m
Reflection factor	0.7 0.5 0.2
Maintenance factor	0.8
Mounting height	2.25 m

CALCULATION SURFACE

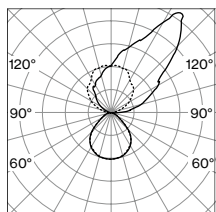
Surface dimensions	Floor
Surface height	0 m

GLARE EVALUATION

Table Classification	X=4H Y=8H S=0.25H
UGR transversal	≤ 19
UGR axial	≤ 19



Light distribution



microprismatic
direct/indirect power

LUMINOUS FLUX value calculated for
CRI ≥ 90, colour white, cover microprismatic